



SSCTXXX2XDC Series

Surface Mount Unidirectional and Bidirectional Transient Voltage Suppressors

● Description

TVS diodes can be used in a wide range of applications which like consumer electronic products, automotive industries, munitions, telecommunications, aerospace industries, and intelligent control systems.

● Features

- ✧ 5000W peak pulse power ($t_P = 10/1000\mu s$)
- ✧ SMC/DO-214AB Package
- ✧ Working voltage: 5V-190V
- ✧ Glass passivated or planar junction
- ✧ Excellent clamping capability
- ✧ Repetition rate (duty cycle): 0.01%
- ✧ Low profile package and low inductance
- ✧ Fast response time: typically less than 1.0ps from 0V to VBR min
- ✧ High temperature soldering: 260°C/10s at terminals
- ✧ Plastic package has Underwriters Laboratory Flammability 94V-0
- ✧ For surface mounted applications in order to optimize board space

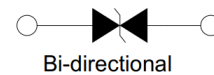
● Applications

- ✧ I/O Interface.
- ✧ AC/DC Power supply
- ✧ Low frequency signal transmission line
- ✧ (RS232, RS485, etc.)

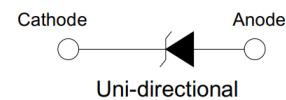
● PIN configuration



SMC/DO-214AB

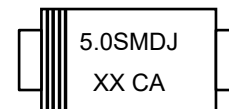


Bi-directional



Uni-directional

Circuit Diagram



Marking (Top View)

● Mechanical Characteristics

- ✧ Case Material: “Green” Molding Compound
- ✧ UL Flammability Classification Rating 94V-0
- ✧ Polarity: Color band denotes cathode except bi-directional models
- ✧ Standard Packaging: 12mm tape (EIA STD RS-481)
- ✧ Moisture Sensitivity: Level 3 per J-STD-020



SSCTXXX2XDC

● Absolute maximum rating @T_A=25°C

Parameter	Symbol	Value	Units
Peak Pulse Power (10/1000μs)	P _{PP}	5000	W
Storage Temperature	T _{STG}	-55/+150	°C
Operating Temperature	T _J	-55/+150	°C
Steady state power dissipation at TL=75°C	P _{M(AV)}	6.5	W

● Electrical Characteristics @T_A=25°C

Part Number		Marking Code		V _{RWM}	V _{BR} @ I _T (V)		I _T	I _R @ V _{RWM}	V _C (Max)	I _{PP} (Max) ^①
Uni-polar	Bi-polar	Uni	Bi	(V)	Min	Max	(mA)	(uA)	(V)	(A)
SSCT12V21DC	SSCT12V22DC	5.0SMDJ12A	5.0SMDJ12CA	12	13.3	14.7	1	800	19.9	252
SSCT13V21DC	SSCT13V22DC	5.0SMDJ13A	5.0SMDJ13CA	13	14.4	15.9	1	500	21.5	233
SSCT14V21DC	SSCT14V22DC	5.0SMDJ14A	5.0SMDJ14CA	14	15.6	17.2	1	200	23.2	216
SSCT15V21DC	SSCT15V22DC	5.0SMDJ15A	5.0SMDJ15CA	15	16.7	18.5	1	100	24.4	205
SSCT16V21DC	SSCT16V22DC	5.0SMDJ16A	5.0SMDJ16CA	16	17.8	19.7	1	50	26.0	193
SSCT17V21DC	SSCT17V22DC	5.0SMDJ17A	5.0SMDJ17CA	17	18.9	20.9	1	20	27.6	181
SSCT18V21DC	SSCT18V22DC	5.0SMDJ18A	5.0SMDJ18CA	18	20.0	22.1	1	10	29.2	172
SSCT20V21DC	SSCT20V22DC	5.0SMDJ20A	5.0SMDJ20CA	20	22.2	24.5	1	5	32.4	155
SSCT22V21DC	SSCT22V22DC	5.0SMDJ22A	5.0SMDJ22CA	22	24.4	26.9	1	5	35.5	141
SSCT24V21DC	SSCT24V22DC	5.0SMDJ24A	5.0SMDJ24CA	24	26.7	29.5	1	5	38.9	129
SSCT26V21DC	SSCT26V22DC	5.0SMDJ26A	5.0SMDJ26CA	26	28.9	31.9	1	5	42.1	119
SSCT28V21DC	SSCT28V22DC	5.0SMDJ28A	5.0SMDJ28CA	28	31.1	34.4	1	5	45.4	110
SSCT30V21DC	SSCT30V22DC	5.0SMDJ30A	5.0SMDJ30CA	30	33.3	36.8	1	5	48.4	103
SSCT33V21DC	SSCT33V22DC	5.0SMDJ33A	5.0SMDJ33CA	33	36.7	40.6	1	5	53.3	93.9
SSCT36V21DC	SSCT36V22DC	5.0SMDJ36A	5.0SMDJ36CA	36	40.0	44.2	1	5	58.1	86.1
SSCT40V21DC	SSCT40V22DC	5.0SMDJ40A	5.0SMDJ40CA	40	44.4	49.1	1	5	64.5	77.6
SSCT43V21DC	SSCT43V22DC	5.0SMDJ43A	5.0SMDJ43CA	43	47.8	52.8	1	5	69.4	72.1
SSCT45V21DC	SSCT45V22DC	5.0SMDJ45A	5.0SMDJ45CA	45	50.0	55.3	1	5	72.7	68.8
SSCT48V21DC	SSCT48V22DC	5.0SMDJ48A	5.0SMDJ48CA	48	53.3	58.9	1	5	77.4	64.7
SSCT51V21DC	SSCT51V22DC	5.0SMDJ51A	5.0SMDJ51CA	51	56.7	62.7	1	5	82.4	60.7
SSCT54V21DC	SSCT54V22DC	5.0SMDJ54A	5.0SMDJ54CA	54	60.0	66.3	1	5	87.1	57.5
SSCT58V21DC	SSCT58V22DC	5.0SMDJ58A	5.0SMDJ58CA	58	64.4	71.2	1	5	93.6	53.5
SSCT60V21DC	SSCT60V22DC	5.0SMDJ60A	5.0SMDJ60CA	60	66.7	73.7	1	5	96.8	51.7
SSCT64V21DC	SSCT64V22DC	5.0SMDJ64A	5.0SMDJ64CA	64	71.1	78.6	1	5	103	48.6
SSCT70V21DC	SSCT70V22DC	5.0SMDJ70A	5.0SMDJ70CA	70	77.8	86.0	1	5	113	44.3
SSCT75V21DC	SSCT75V22DC	5.0SMDJ75A	5.0SMDJ75CA	75	83.0	92.1	1	5	121	41.4
SSCT78V21DC	SSCT78V22DC	5.0SMDJ78A	5.0SMDJ78CA	78	86.0	95.8	1	5	126	39.7
SSCT85V21DC	SSCT85V22DC	5.0SMDJ85A	5.0SMDJ85CA	85	94.0	104.0	1	5	137	36.5
SSCT90V21DC	SSCT90V22DC	5.0SMDJ90A	5.0SMDJ90CA	90	100	110.0	1	5	146	34.3
SSCT10021DC	SSCT10022DC	5.0SMDJ100A	5.0SMDJ100CA	100	111	123.0	1	5	162	30.9



SSCTXXX2XDC

Part Number		Marking Code		V_{RWM}	$V_{BR} @ I_T$ (V)		I_T	$I_R @ V_{RWM}$	V_C (Max)	I_{PP} (Max) ^①
Uni-polar	Bi-polar	Uni	Bi	(V)	Min	Max	(mA)	(uA)	(V)	(A)
SSCT11021DC	SSCT11022DC	5.0SMDJ110A	5.0SMDJ110CA	110	122	135.0	1	5	177	28.3
SSCT12021DC	SSCT12022DC	5.0SMDJ120A	5.0SMDJ120CA	120	133	147.0	1	5	193	26
SSCT13021DC	SSCT13022DC	5.0SMDJ130A	5.0SMDJ130CA	130	144	159.0	1	5	209	24
SSCT15021DC	SSCT15022DC	5.0SMDJ150A	5.0SMDJ150CA	150	167	185.0	1	5	243	20.6
SSCT16021DC	SSCT16022DC	5.0SMDJ160A	5.0SMDJ160CA	160	178	197.0	1	5	259	19.3
SSCT17021DC	SSCT17022DC	5.0SMDJ170A	5.0SMDJ170CA	170	189	209.0	1	5	275	18.2
SSCT18021DC	SSCT18022DC	5.0SMDJ180A	5.0SMDJ180CA	180	201	222.0	1	5	292	17.5
SSCT19021DC	SSCT19022DC	5.0SMDJ190A	5.0SMDJ190CA	190	211	233.0	1	5	308	16.5

① Surge waveform: 10/1000 μ s

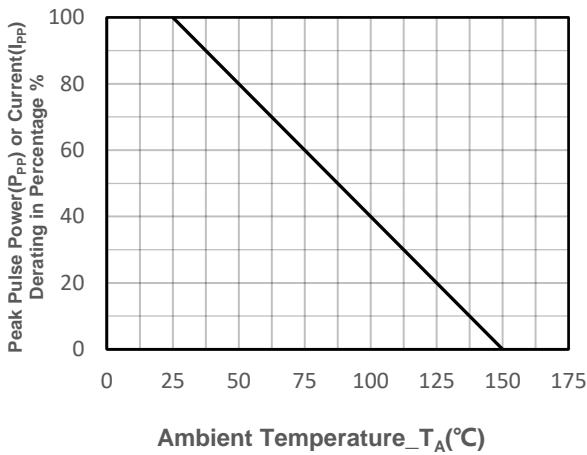
V_R : Stand-off Voltage -- Maximum voltage that can be applied

V_{BR} : Breakdown Voltage

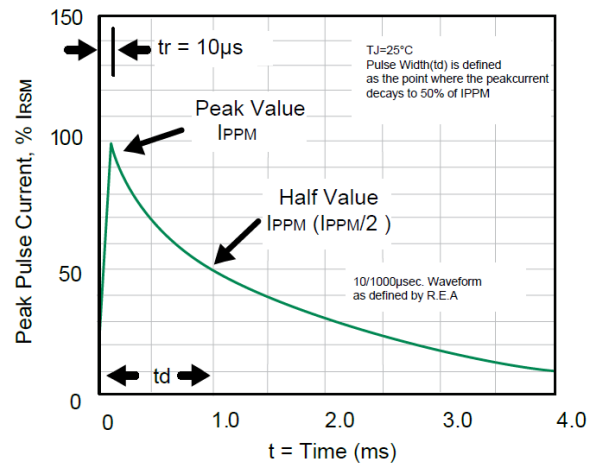
V_C : Clamping Voltage -- Peak voltage measured across the suppressor at a specified I_{pp}

I_R : Reverse Leakage Current

● Typical Performance Characteristics($T_A=25^\circ\text{C}$ unless otherwise Specified)



Pulse Derating Curve



Pulse Waveform

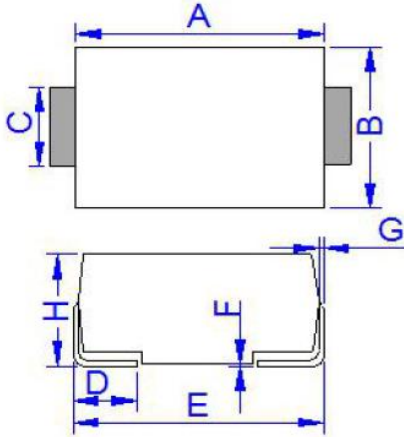


- Package Information

Ordering Information

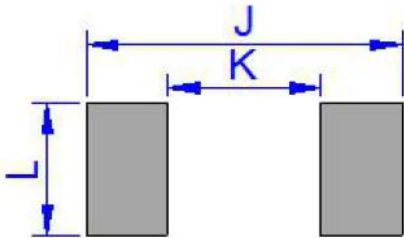
Device	Package	Qty per Reel	Reel Size
SSCTXXX2XDC	SMC/DO-214AB	3000	13 Inch

Mechanical Data



DMI	Millimeters	
	Min	Max
A	6.60	7.11
B	5.59	6.20
C	2.75	3.20
D	0.76	1.52
E	7.71	8.13
F	0.051	0.023
G	0.15	0.31
H	2.06	2.62

Recommended Pad outline



DMI	Millimeters	
	Min	Max
J	8.12	
K		4.69
L	3.07	



DISCLAIMER

AFSEMI RESERVES THE RIGHT TO MAKE CHANGES WITHOUT FURTHER NOTICE TO ANY PRODUCTS HEREIN TO IMPROVE RELIABILITY, FUNCTION OR DESIGN. AF SEMI DOES NOT ASSUME ANY LIABILITY ARISING OUT OF THE APPLICATION OR USE OF ANY PRODUCT OR CIRCUIT DESCRIBED HEREIN; NEITHER DOES IT CONVEY ANY LICIENCE UNDER ITS PATENT RIGHTS, NOR THE RIGHTS OF OTHERS.

THE GRAPHS PROVIDED IN THIS DOCUMENT ARE STATISTICAL SUMMARIES BASED ON A LIMITED NUMBER OF SAMPLES AND ARE PROVIDED FOR INFORMATIONAL PURPOSE ONLY. THE PERFORMANCE CHARACTERISTICS LISTED IN THEM ARE NOT TESTED OR GUARANTEED. IN SOME GRAPHS, THE DATA PRESENTED MAY BE OUTSIDE THE SPECIFIED OPERATING RANGE (E.G. OUTSIDE SPECIFIED POWER SUPPLY RANGE) AND THEREFORE OUTSIDE THE WARRANTED RANGE.